












ATC VEHICLE CATEGORIES

Axes	Groups	Description	Class		Parameters	Dominant Vehicle	Aggregate
2	1 or 2	Very Short - Bicycle or Motorcycle	MC	1	d(1)<1.7m & axles=2		1 (Light)
2	1 or 2	Short - Sedan, Wagon, 4WD, Utility, Light Van	SV	2	d(1)>=1.7m, d(1)<=3.2m & axles=2		
3, 4 or 5	3	Short Towing - Trailer, Caravan, Boat, etc.	SVT	3	groups=3, d(1)>=2.1m, d(1)<=3.2m, d(2)>=2.1m & axles=3,4,5		
2	2	Two axle truck or Bus	TB2	4	d(1)>3.2m & axles=2		2 (Medium)
3	2	Three axle truck or Bus	TB3	5	axles=3 & groups=2		
>3	2	Four axle truck	T4	6	axles>3 & groups=2		
3	3	Three axle articulated vehicle or Rigid vehicle and trailer	ART3	7	d(1)>3.2m, axles=3 & groups=3		3 (Heavy)
4	>2	Four axle articulated vehicle or Rigid vehicle and trailer	ART4	8	d(2)<2.1m or d(1)<2.1m or d(1)>3.2m axles = 4 & groups>2		
5	>2	Five axle articulated vehicle or Rigid vehicle and trailer	ART5	9	d(2)<2.1m or d(1)<2.1m or d(1)>3.2m axles=5 & groups>2		
>=6	>2	Six (or more) axle articulated vehicle or Rigid vehicle and trailer	ART6	10	axles=6 & groups>2 or axles>6 & groups=3		
>6	4	B-Double or Heavy truck and trailer	BD	11	groups=4 & axles>6		
>6	>=5	Double or triple road train or Heavy truck and two (or more) trailers	DRT	12	groups>=5 & axles>6		

ATC SPEED BINS & DATA HEADINGS

Heading	Description
0 - 5	Speed bin totals 0 - 5 mph
5 - 10	Speed bin totals 5 - 10 mph
10 - 15	Speed bin totals 10 - 15 mph
15 - 20	Speed bin totals 15 - 20 mph
20 - 25	Speed bin totals 20 - 25 mph
25 - 30	Speed bin totals 25 - 30 mph
30 - 35	Speed bin totals 30 - 35 mph
35 - 40	Speed bin totals 35 - 40 mph
40 - 45	Speed bin totals 40 - 45 mph
45 - 50	Speed bin totals 45 - 50 mph
50 - 55	Speed bin totals 50 - 55 mph
55 - 60	Speed bin totals 55 - 60 mph
60 - 65	Speed bin totals 60 - 65 mph
65 - 70	Speed bin totals 65 - 70 mph
70 - 75	Speed bin totals 70 - 75 mph
75 - 80	Speed bin totals 75 - 80 mph
80 - 85	Speed bin totals 80 - 85 mph
85 - 90	Speed bin totals 85 - 90 mph
90 - 95	Speed bin totals 90 - 95 mph
95 - 100	Speed bin totals 95 - 100 mph
100 - 105	Speed bin totals 100 - 105 mph
105 - 110	Speed bin totals 105 - 110 mph
110 - 115	Speed bin totals 110 - 115 mph
115 - 120	Speed bin totals 115 - 120 mph
120 - 125	Speed bin totals 120 - 125 mph
125 - 130	Speed bin totals 125 - 130 mph
130 - 135	Speed bin totals 130 - 135 mph
135 - 140	Speed bin totals 135 - 140 mph

Heading	Description
>PSL	Greater than the posted speed limit
>PSL%	Greater than the posted speed limit as a percentage
>SL1 ACPO	Greater than ACPO (Association of Chief Police Officers) standard. ACPO is PSL x 10%+2mph.
>SL1% ACPO	Greater than ACPO displayed as a percentage
>SL2 DfT	Greater than DfT (Department For Transport) standard. DfT is PSL plus 15mph.
>SL2% DfT	Greater than DfT displayed as a percentage
Mean	Average speed
Vpp 85	85th percentile speed

Site No.	Location.	Direction.	Speed Limit - PSL (mph)	Start Date.	End Date.	Total Vehicles.	5 Day Ave.	7 Day Ave.	No. > Speed Limit.	% > Speed Limit.	No. > ACPO Limit.	% > ACPO Limit.	No. > DfT Limit.	% > DfT Limit.	Mean Speed	85%ile Speed
1	Unnamed Road, Cradley, Att - Hedgerow, OSGR: SO 73316 46989	North bound	30	26/1/16	42371	1538	251	220	538	35.0	130	8.5	7	0.5	27.2	33.1
		South bound	30	26/1/16	42371	1392	224	199	528	37.9	180	12.9	8	0.6	28.0	34.4
		Two way	30	26/1/16	42371	2930	476	419	1066	36.4	310	10.6	15	0.5	27.6	33.8